



#WEARE **DISTRIMAT**



Desde hace más de 30 años, en DISTRIMAT conservamos nuestra búsqueda permanente de artículos para dar soluciones a las necesidades actuales de nuestros clientes.

El desarrollo de producto mediante la unión de pequeñas piezas de metal, cerámica, vidrio, piedra y mármol nos permite la creación de diseños exclusivos, concebidos para perdurar en el tiempo con elegancia y estilo.



Depuis plus de 30 ans, chez DISTRIMAT nous conservons notre recherche permanente de produits pour donner des solutions aux besoins actuels de nos clients.

Le développement du produit à partir de l'assemblage de petites pièces de métal, céramique, verre, pierre et marbre nous permettent la création de designs exclusifs, conçus pour durer dans le temps avec élégance et style.



Since the last 30 years, in DISTRIMAT we maintain our permanent product research to give solutions to the needs of our clients.

The product development through the assembly of small pieces of metal, ceramic, glass, stone and marble allows us the creation of exclusive designs, conceived to last in time with elegance and style.

## ÍNDICE POR TIPOLOGÍA

### PAVIMENTO 4

BETON // 6  
FIRENZE // 8  
FOREST // 12

### BASE ACERO 16

STEEL // 18

### MOSAICO CERÁMICO 20

ANATOLIA // 22  
ANTIC // 24  
ARLES // 26  
BALI // 28  
BETON // 32  
BIELSA // 34  
CALACATTA // 36  
CAPADOCIA // 38  
COLLAGE // 40  
COTTO // 42  
DOTS // 44  
FOREST // 46  
GAVARNIE // 48  
HEXÁGONOS / OCTÓGONOS // 50  
LINE // 52  
MARQUINA // 56  
MENORCA // 58  
METAL // 60  
MINIMETRO // 62  
NICE // 64  
PRADO // 68  
PURE WHITE // 70  
SCALE // 72  
TECNIQ // 74  
VIELHA // 76  
WOOD // 78

### MOSAICO CRISTAL 80

COFFEE // 82  
DIAMOND // 84  
ELEGANCE // 86  
MURANO // 88  
NIEVE // 90  
OCEAN // 92  
PALACE // 94

### BASES NATURALES 96

BAMBOO // 98  
BLACKSTONE // 100  
GREYSTONE // 102  
ROCAMAR // 104  
ROCAPLANA / RIVIERA // 106  
SLATE // 108  
TRAVERTINO // 110  
TRVERTINO CAMEL // 112  
URALES // 114

### BASES MIX 116

IRIS // 118  
LUXOR / OSAKA // 120  
VENUS // 122  
WYNN // 124

### COMPLEMENTOS 126

DESAGÜES // 128  
GAMA CERÁMICA // 130  
VIERTÉAGUAS // // 130

GAMA LEDS // 132

GAMA ALUMINIO // 134  
INGLETES // // 134  
PERFILES // // 136  
JUNTAS // // 138  
NIVEL // // 139  
PELDAÑOS // // 140

GAMA PVC // 142  
INGLETES // // 142  
JUNTAS // // 144

### COLOCACIÓN 146

### EMBALAJE 150

### ICONOGRAFÍA 151

### PROMOCIÓN 152


## ÍNDICE ALFABÉTICO

ANATOLIA // 22  
ANTIC // 24  
ARLES // 26  
BALI // 28  
BAMBOO // 98  
BETON // 6/32  
BIELSA // 34  
BLACKSTONE // 100  
CALACATTA // 36  
CAPADOCIA // 38  
COFFEE // 82  
COLLAGE // 40  
COTTO // 42  
DIAMOND // 84  
DOTS // 24  
ELEGANCE // 86  
FOREST // 12  
GAVARNIE // 48  
GREYSTONE // 102  
HEXÁGONOS / OCTÓGONOS // 50  
IRIS // 118  
LINE // 52  
LUXOR / OSAKA // 120  
MARQUINA // 56

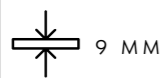
MENORCA // 60  
METAL // 62  
MINIMETRO // 64  
MURANO // 88  
NICE // 68  
NIEVE // 90  
OCEAN // 92  
PALACE // 94  
PRADO // 70  
PURE WHITE // 58  
ROCAMAR // 104  
ROCAPLANA / RIVIERA // 106  
SCALE // 72  
SLATE // 108  
STEEL // 18  
TECNIQ // 74  
TRAVERTINO // 110  
TRVERTINO CAMEL // 112  
URALES // 114  
VENUS // 122  
VIELHA // 76  
WOOD // 78  
WYNN // 124

# PAVIMENTO

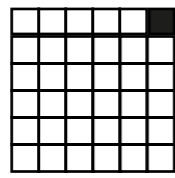
BETON //  
FIRENZE //  
FOREST //



58,5 X 58,5

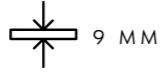


9 MM



29 X 29

4,6 X 4,6



9 MM



BASE CERÁMICA

# BETON

PORCELÁNICO / GRÈS CÉRAME / PORCELAIN



BETON GREY  
BETON GREY ANTISLIP



BETON MOKA  
BETON MOKA ANTISLIP




BETON SNOW  
BETON SNOW ANTISLIP



MALLA BETON GREY  
MALLA BETON GREY ANTISLIP




MALLA BETON MOKA  
MALLA BETON MOKA ANTISLIP



MALLA BETON SNOW  
MALLA BETON SNOW ANTISLIP

7,5 X 58,5



9 MM

Rodapié corte / Cut Skirting



POR CAJA/BOX

PZ / BOX = 26 || KGS / BOX = 20 ||



58,5 X 58,5


PZ / BOX = 4 || M2 / BOX = 1,37 || KGS / BOX = 27  
M2 / PAL = 43,84 || BOX / PAL = 32 || KGS / PAL = 900



29 X 29

POR CAJA/BOX

PZ / BOX = 8 || KGS / BOX = 13 ||



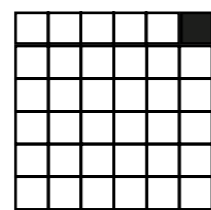
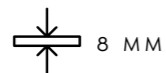
AMBIENTE BETON GREY 58,5 x 58,5 + MALLA BETON GREY 29 x 29



AMBIENTE BETON MOKA 58,5 x 58,5

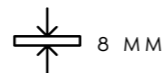


30 X 60



29 X 29

4,6 X 4,6



BASE CERÁMICA

# FIRENZE

PORCELÁNICO / GRÈS CÉRAME / PORCELAIN



FIRENZE LIGHT  
FIRENZE LIGHT ANTISLIP ○




ZOOM FIRENZE LIGHT



MALLA FIRENZE LIGHT  
MALLA FIRENZE LIGHT ANTISLIP ○

7 X 60



Rodapié corte / Cut Skirting



30 X 60

PZ / BOX = 8 || M2 / BOX = 1,44 || KGS / BOX = 26  
M2 / PAL = 57,6 || BOX / PAL = 40 || KGS / PAL = 1.050



29 X 29

POR CAJA/BOX

PZ / BOX = 8 || KGS / BOX = 13 ||



7 X 60

POR CAJA/BOX

PZ / BOX = 26 || KGS / BOX = 20 ||



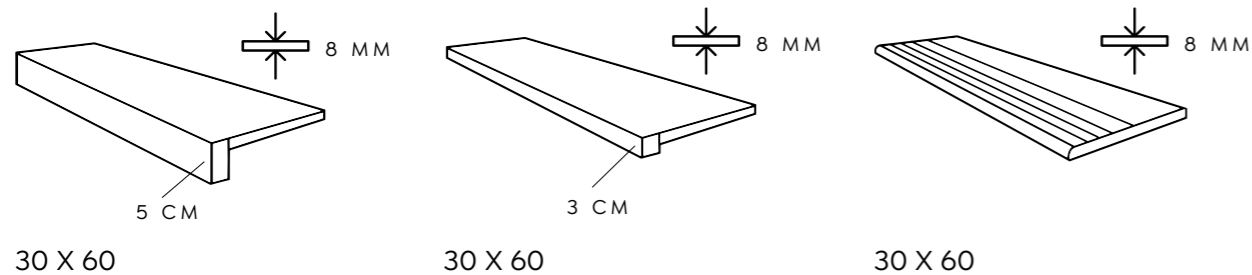
AMBIENTE FIRENZE LIGHT  
+ MALLA FIRENZE LIGHT



AMBIENTE FIRENZE LIGHT



AMBIENTE FIRENZE LIGHT



BASE CERÁMICA

# FIRENZE

PORCELÁNICO / GRÈS CÉRAME / PORCELAIN



BORDE PISCINA ANTISLIP



PELDAÑO INGLETADO  
PELDAÑO INGLETADO ANTISLIP



PELDAÑO ROMO  
PELDAÑO ROMO ANTISLIP



30 X 60

PZ / BOX = 8 || M2 / BOX = 1,44 || KGS / BOX = 26  
M2 / PAL = 57,6 || BOX / PAL = 40 || KGS / PAL = 1.050



AMBIENTE FIRENZE LIGHT + BORDE PISCINA ANTISLIP



AMBIENTE FIRENZE PELDAÑO INGLETADO



15 X 90

BASE CERÁMICA

# FOREST

PORCELÁNICO / GRÈS CÉRAME / PORCELAIN



FOREST BEIGE 15 X 90

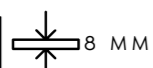



FOREST GREY 15 X 90

 15 X 90

PZ / BOX = 8 || M2 / BOX = 1,08 || KGS / BOX = 21,5  
M2 / PAL = 48,6 || BOX / PAL = 45 || KGS / PAL = 970

7 X 90



Rodapié corte / Cut Skirting

 7 X 90  
POR CAJA/BOX


PZ / BOX = 16 || KGS / BOX = 20 ||



AMBIENTE FOREST GREY 15 X 90



AMBIENTE FOREST BEIGE 15 X 90

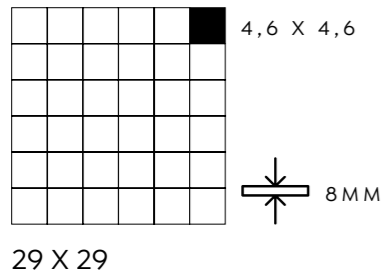


AMBIENTE FOREST BEIGE 15 X 90

DETALLE CLAVOS







BASE CERÁMICA

# FOREST

PORCELÁNICO / GRÈS CÉRAME / PORCELAIN



FOREST BEIGE




FOREST GRIS




FOREST MARRÓN



FOREST MIX

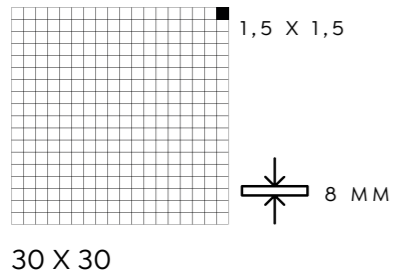
 **29 X 29**  
 POR CAJA/BOX  
 PZ / BOX = 8 || KGS / BOX = 13 ||



AMBIENTE FOREST BEIGE

B A S E A C E R O


STEEL //




BASE ACERO

# STEEL


METAL / METAL / METAL




STEEL COPPER




STEEL GOLD



STEEL SILVER

 **30 X 30**  
 POR CAJA/BOX  
 PZ / BOX = 8 || KGS / BOX = 8 ||

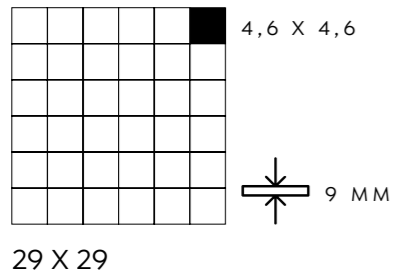


B A S E A C E R O

B A S E A C E R O

# MOSAICO CERÁMICO

ANATOLIA //  
ANTIC //  
ARLES //  
BALI //  
BETON//  
BIELSA//  
CALCATTÀ //  
CAPADOCIA //  
COLLAGE //  
COTTO //  
DOTS //  
FOREST //  
GAVARNIE //  
HEXÁGONOS / OCTÓGONOS //  
LINE //  
MARQUINA //  
PURE WHITE //  
MENORCA //  
METAL //  
MINIMETRO //  
NICE //  
PRADO //  
SCALE //  
TECNIQ //  
VIELHA //  
WOOD //



BASE CERÁMICA

# ANATOLIA


PORCELÁNICO / GRÈS CÉRAME / PORCELAIN



ANATOLIA BEIGE

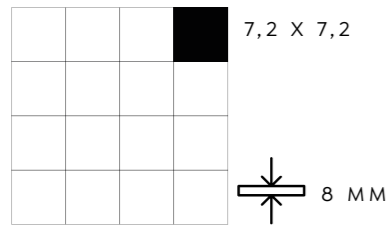


ANATOLIA GREY

 **29 X 29**  
 POR CAJA/BOX  
 PZ / BOX = 8 || KGS / BOX = 13 ||



AMBIENTE ANATOLIA GREY



29 X 29



BASE CERÁMICA

# ANTIC


PORCELÁNICO / GRÈS CÉRAME / PORCELAIN



ANTIC

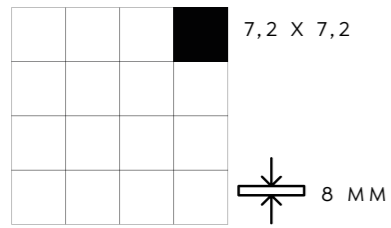


ANTIC GRIS

 **29 X 29**  
 POR CAJA/BOX  
 PZ / BOX = 8 || KGS / BOX = 13 ||



AMBIENTE ANTIC GRIS



29 X 29



BASE CERÁMICA

# ARLES


PORCELÁNICO / GRÈS CÉRAME / PORCELAIN



ARLES BLACK

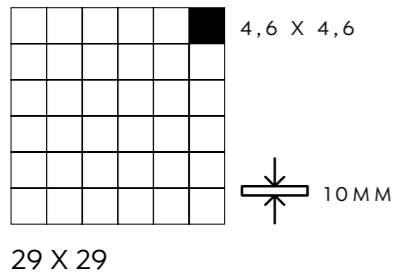


ARLES COLOURS

 29 X 29  
 POR CAJA/BOX  
 PZ / BOX = 8 || KGS / BOX = 13 ||



AMBIENTE ARLES BLACK




BASE CERÁMICA

# BALI

PORCELÁNICO / GRÈS CÉRAME / PORCELAIN




MALLA BALI BLUE GLOSS




MALLA BALI GREEN GLOSS




MALLA BALI GREY GLOSS

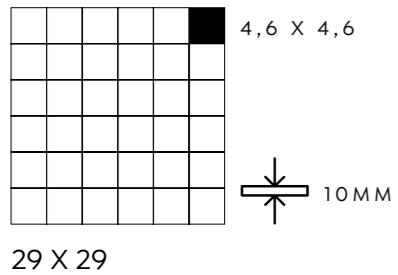


MALLA BALI WILD GLOSS

 **29 X 29**  
 POR CAJA/BOX  
 PZ / BOX = 8 || KGS / BOX = 13,6 ||









BASE CERÁMICA

# BALI

PORCELÁNICO / GRÈS CÉRAME / PORCELAIN



MALLA BALI BLUE MATT




MALLA BALI GREEN MATT



MALLA BALI GREY MATT



MALLA BALI WILD MATT

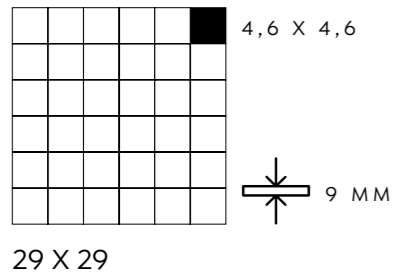
 **29 X 29**  
 POR CAJA/BOX  
 PZ / BOX = 8 || KGS / BOX = 13,65 ||



AMBIENTE BALI GREY MATT



AMBIENTE BALI BLUE MATT



BASE CERÁMICA

# BETON

PORCELÁNICO / GRÈS CÉRAME / PORCELAIN




MALLA BETON GREY  
MALLA BETON GREY ANTISLIP ○



MALLA BETON MOKA  
MALLA BETON MOKA ANTISLIP ○



MALLA BETON SNOW  
MALLA BETON SNOW ANTISLIP ○

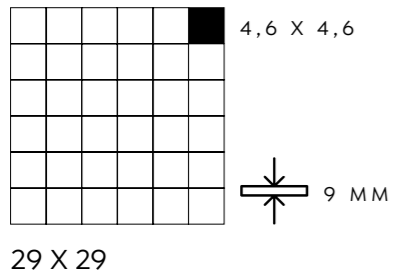
 **29 X 29**  
POR CAJA/BOX  
PZ / BOX = 8 || KGS / BOX = 13 ||



AMBIENTE BETON SNOW + MALLA BETON SNOW



AMBIENTE BETON MOKA + MALLA BETON MOKA



BASE CERÁMICA

# BIELSA

PORCELÁNICO / GRÈS CÉRAME / PORCELAIN



BIELSA AZUL




BIELSA GRIS



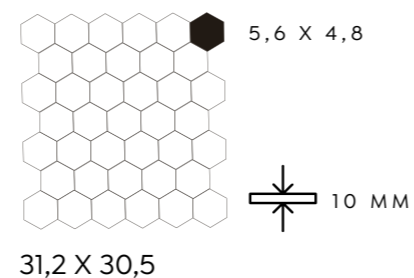
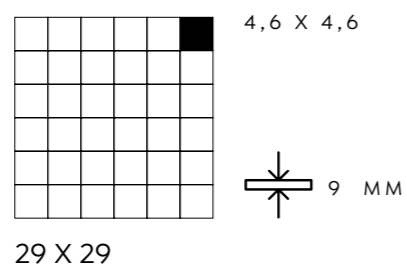
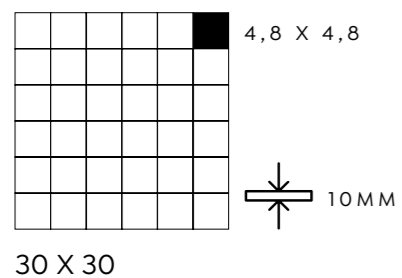
BIELSA VERDE



29 X 29  
 POR CAJA/BOX  
 PZ / BOX = 8 || KGS / BOX = 13 ||



AMBIENTE BIELSA AZUL



BASE CERÁMICA

# CALACATTA


PORCELÁNICO / GRÈS CÉRAME / PORCELAIN



CALACATTA  
30 x 30



CALACATTA MATT  
29 x 29



CALACATTA HEXÁGONO  
31,2 x 30,5



30 X 30  
POR CAJA/BOX

PZ / BOX = 8 || KGS / BOX = 14,5 ||



29 X 29  
POR CAJA/BOX

PZ / BOX = 8 || KGS / BOX = 13 ||

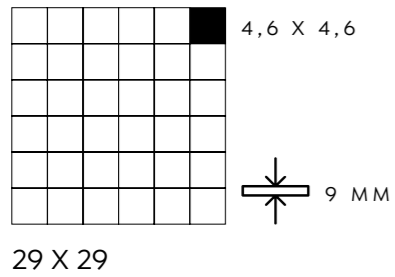


31,2 X 30,5  
POR CAJA/BOX

PZ / BOX = 8 || KGS / BOX = 16 ||



AMBIENTE CALACATTA MAT 29 X 29



BASE CERÁMICA

# CAPADOCIA

PORCELÁNICO / GRÈS CÉRAME / PORCELAIN




CAPADOCIA BEIGE



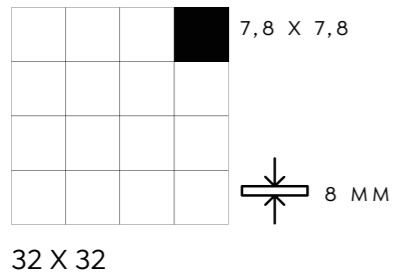
CAPADOCIA LIGHT



29 X 29  
 POR CAJA/BOX  
 PZ / BOX = 8 || KGS / BOX = 13 ||



AMBIENTE CAPADOCIA BEIGE



BASE CERÁMICA

# COLLAGE

PORCELÁNICO / GRÈS CÉRAME / PORCELAIN



COLLAGE BEIGE



COLLAGE BLUE



COLLAGE GRIS

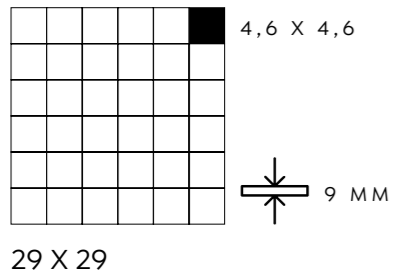
32 X 32  
 POR CAJA/BOX  
 PZ / BOX = 8 || KGS / BOX = 13 ||



AMBIENTE COLLAGE BEIGE

MOSAICO CERÁMICO

MOSAICO CERÁMICO




BASE CERÁMICA

# COTTO


PORCELÁNICO / GRÈS CÉRAME / PORCELAIN




COTTO BROWN



COTTO NATURE

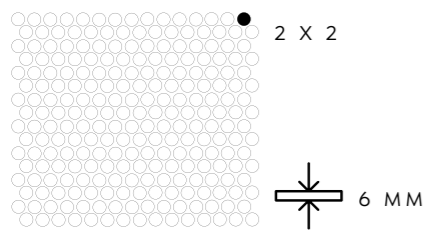


COTTO RED

 **29 X 29**  
 POR CAJA/BOX  
 PZ / BOX = 8 || KGS / BOX = 13 ||



AMBIENTE COTTO RED



31,5 X 29,1




BASE CERÁMICA

# D O T S

PORCELÁNICO / GRÈS CÉRAME / PORCELAIN



DOTS GOLD GLOSS



DOTS SILVER GLOSS

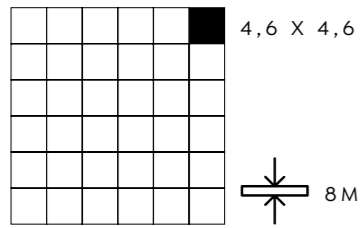


31,5 X 29,1  
 POR CAJA/BOX  
 PZ / BOX = 11 || KGS / BOX = 11 ||



AMBIENTE DOTS SILVER GLOSS





29 X 29



BASE CERÁMICA

# FOREST

PORCELÁNICO / GRÈS CÉRAME / PORCELAIN



FOREST BEIGE



FOREST GRIS



FOREST MARRÓN



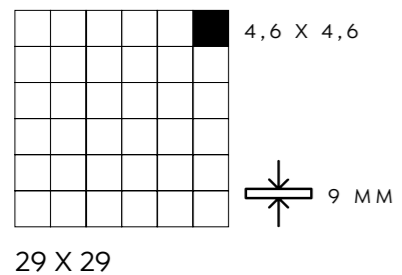
FOREST MIX



29 X 29  
POR CAJA/BOX  
PZ / BOX = 8 || KGS / BOX = 13 ||



AMBIENTE FOREST BEIGE



BASE CERÁMICA

# GAVARNIE


PORCELÁNICO / GRÈS CÉRAME / PORCELAIN




GAVARNIE IVOIRE



GAVARNIE NEUTRE

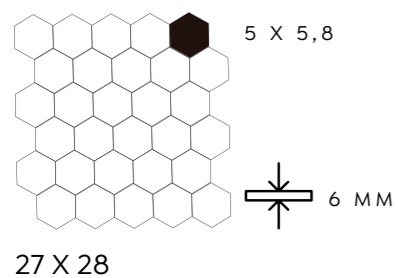


GAVARNIE NOIR

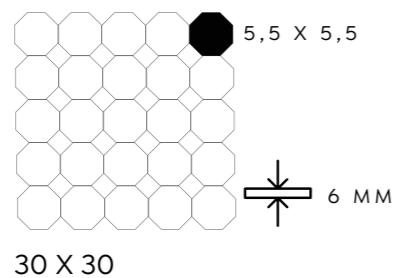
 **29 X 29**  
POR CAJA/BOX  
PZ / BOX = 8 || KGS / BOX = 13 ||



AMBIENTE GALVARNIE NOIR + IVOIRE



27 X 28



30 X 30



BASE CERÁMICA

# HEXÁGONOS OCTÓGONOS


PORCELÁNICO / GRÈS CÉRAME / PORCELAIN



HEXÁGONO BLANCO



HEXÁGONO NEGRO



OCTÓGONO MIX



27 X 28

POR CAJA/BOX

PZ / BOX = 11 || KGS / BOX = 10 ||



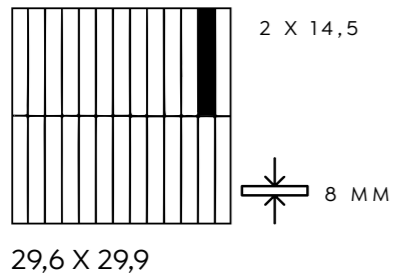
30 X 30

POR CAJA/BOX

PZ / BOX = 11 || KGS / BOX = 11 ||

AMBIENTE HEXÁGONO BLANCO






BASE CERÁMICA

# LINE


PORCELÁNICO / GRÈS CÉRAME / PORCELAIN



LINE BLUE



LINE GREEN




LINE GREY



LINE WHITE




LINE WHITE MATT

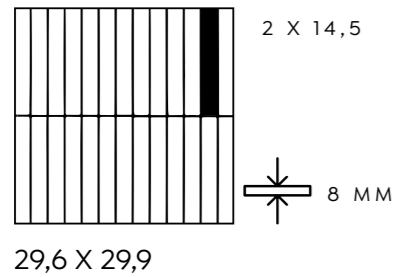


LINE BLACK MATT



 **29,6 x 29,9**  
 POR CAJA/BOX  
 PZ / BOX = 8 || KGS / BOX = 11 ||





BASE CERÁMICA

# LINE

PORCELÁNICO / GRÈS CÉRAME / PORCELAIN



LINE CALACATTA



LINE OAK



LINE WALNUT



LINE LEAFS



LINE COPPER



**29,6 x 29,9**  
 POR CAJA/BOX  
 PZ / BOX = 8 || KGS / BOX = 11 ||



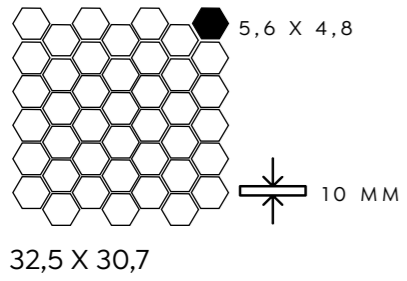
AMBIENTE LINE OAK



AMBIENTE LINE COPPER



AMBIENTE LINE CALACATTA



BASE CERÁMICA

# MARQUINA

PORCELÁNICO / GRÈS CÉRAME / PORCELAIN

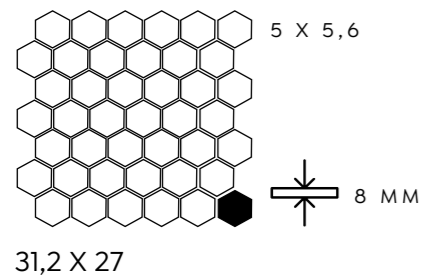


MARQUINA HEXÁGONO

32,5 X 30,7  
 POR CAJA/BOX  
 PZ / BOX = 8 || KGS / BOX = 16 ||



AMBIENTE MARQUINA HEXÁGONO




BASE CERÁMICA

# M E N O R C A

PORCELÁNICO / GRÈS CÉRAME / PORCELAIN



MENORCA COBALTO



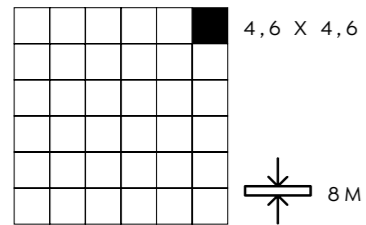
MENORCA GREEN



31,2 X 27  
 POR CAJA/BOX  
 PZ / BOX = 8 || KGS / BOX = 10,5 ||



AMBIENTE MENORCA COBALTO




29 X 29




BASE CERÁMICA

# METAL

PORCELÁNICO / GRÈS CÉRAME / PORCELAIN




METAL BLUE



METAL GOLD



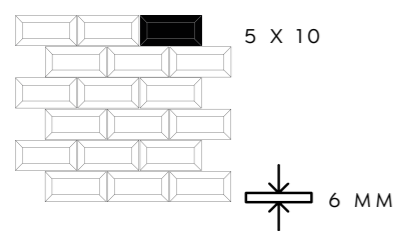
METAL SILVER

 **29 X 29**  
 POR CAJA/BOX  
 PZ / BOX = 8 || KGS / BOX = 13 ||



AMBIENTE METAL GOLD






30,5 X 30,5


BASE CERÂMICA

# MINIMETRO


PASTA BLANCA / PÂTE BLANCHE / WHITE BODY



MINIMETRO BLANCO




MINIMETRO BLANCO MATE




MINIMETRO NEGRO



MINIMETRO MARFIL



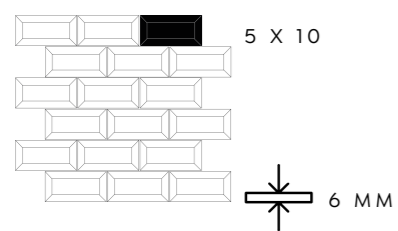
MINIMETRO GRIS CLARO



MINIMETRO GRIS OSCURO

**30,5 X 30,5**  
POR CAJA/BOX  
PZ / BOX = 11 || KGS / BOX = 12 ||






30,5 X 30,5


BASE CERÁMICA

# MINIMETRO


PASTA BLANCA / PÂTE BLANCHE / WHITE BODY




MINIMETRO ACERO



MINIMETRO ROJO



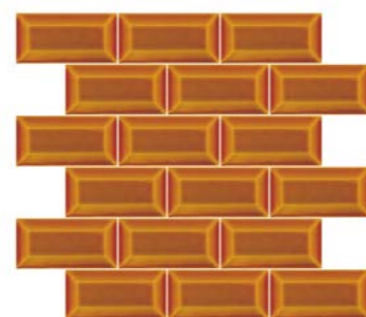
MINIMETRO AZUL




MINIMETRO COBRE

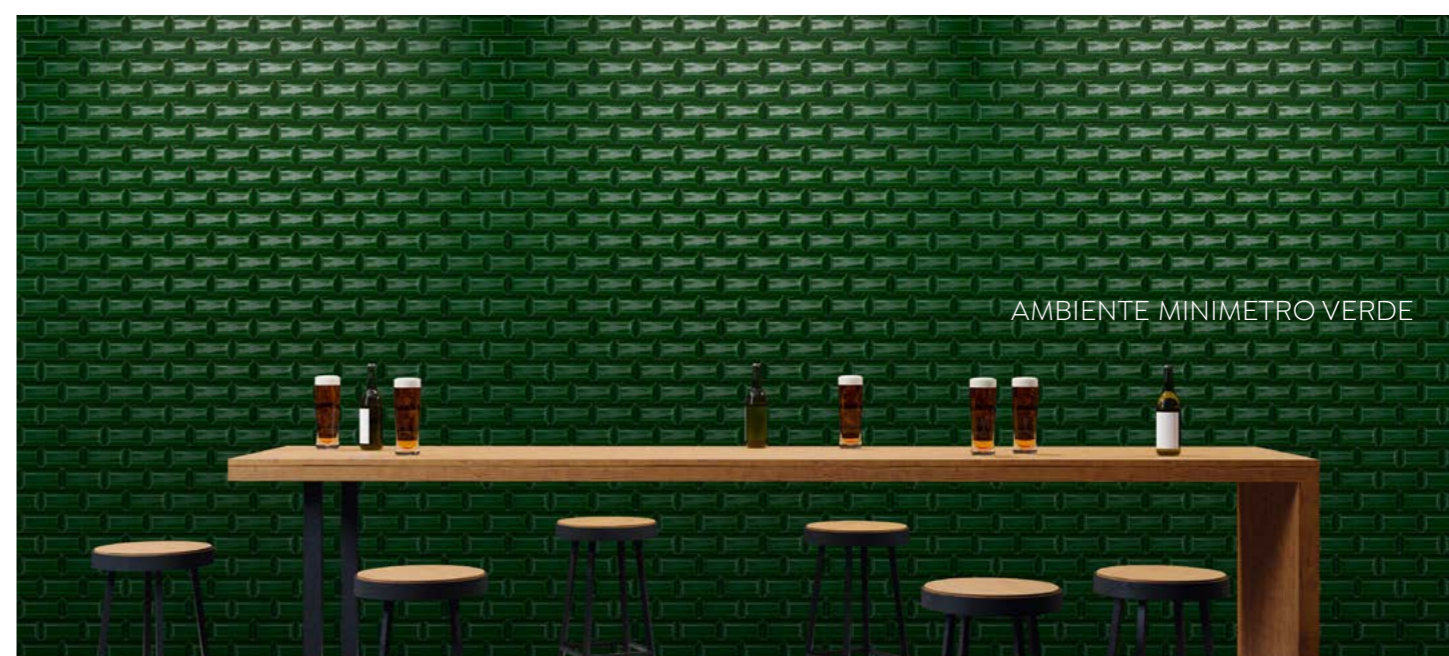


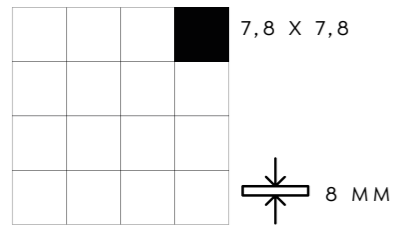
MINIMETRO VERDE



MINIMETRO CARAMELO

 **30,5 X 30,5**  
 POR CAJA/BOX  
 PZ / BOX = 11 || KGS / BOX = 12 ||





32 X 32



BASE CERÁMICA

# NICE

PORCELÁNICO / GRÈS CÉRAME / PORCELAIN




NICE MOON



NICE NIGHT




NICE SUN

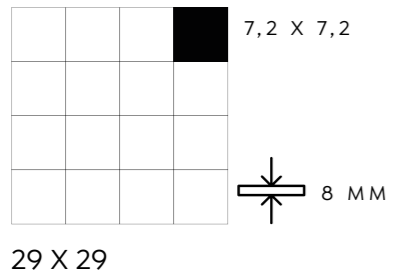
 **32 X 32**  
 POR CAJA/BOX  
 PZ / BOX = 8 || KGS / BOX = 13 ||



AMBIENTE NICE NIGHT




AMBIENTE NICE SUN




BASE CERÁMICA

# PRADO


PORCELÁNICO / GRÈS CÉRAME / PORCELAIN




PRADO GRANATE



PRADO AZUL

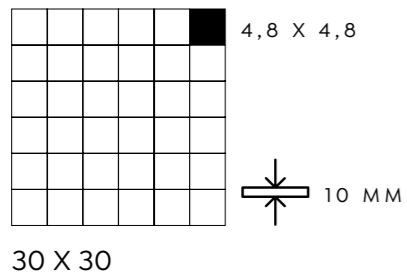


PRADO PASTEL

 **29 X 29**  
 POR CAJA/BOX  
 PZ / BOX = 8 || KGS / BOX = 13 ||




AMBIENTE PRADO PASTEL




BASE CERÁMICA

# PURE WHITE

PORCELÁNICO / GRÈS CÉRAMÉ / PORCELAIN



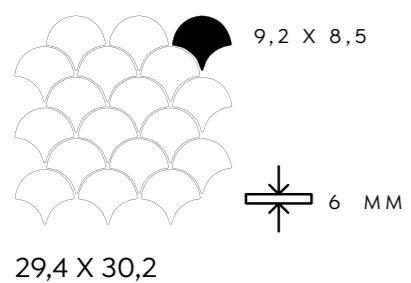
PURE WHITE PULIDO

 **30 X 30**  
 POR CAJA/BOX  
 PZ / BOX = 8 || KGS / BOX = 14,5 ||

M O S A I C O C E R Á M I C O




AMBIENTE PURE WHITE




BASE CERÁMICA

# SCALE

PORCELÁNICO / GRÈS CÉRAME / PORCELAIN




SCALE AQUAMARINE




SCALE BLUE



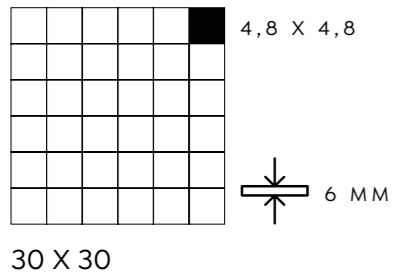
SCALE MIX



SCALE WHITE

 **29,4 X 30,2**  
 POR CAJA/BOX  
 PZ / BOX = 8 || KGS / BOX = 12 ||





**30 X 30**  
 POR CAJA/BOX  
 PZ / BOX = 11 || KGS / BOX = 12 ||


BASE CERÁMICA

# TECNIQ


PORCELÁNICO / GRÈS CÉRAME / PORCELAIN




TECNIQ BEIGE




TECNIQ BLACK



TECNIQ GREY



TECNIQ MIX BEIGE



TECNIQ MIX GREY



TECNIQ WHITE



TECNIQ CALACATTA

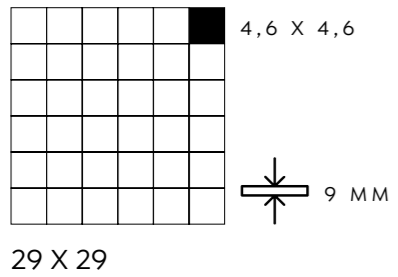


TECNIQ OAK



TECNIQ WALNUT





BASE CERÁMICA

# VIELHA


PORCELÁNICO / GRÈS CÉRAME / PORCELAIN




VIELHA GRAPHITE



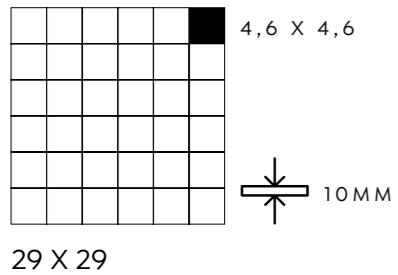
VIELHA MIX

 **29 X 29**  
 POR CAJA/BOX  
 PZ / BOX = 8 || KGS / BOX = 13 ||



AMBIENTE VIELHA MIX





BASE CERÁMICA

# WOOD

PORCELÁNICO / GRÈS CÉRAME / PORCELAIN



WOOD ANTRACITA



WOOD BEIGE



WOOD GRIS




WOOD MARRÓN



WOOD MIX BEIGE



WOOD MIX GRIS

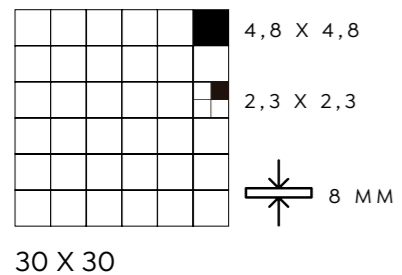
 **29 X 29**  
 POR CAJA/BOX  
 PZ / BOX = 8 || KGS / BOX = 13,5 ||



AMBIENTE WOOD MIX GRIS

# MOSAICO CRISTAL

COFFEE //  
DIAMOND //  
ELEGANCE //  
MURANO //  
NIEVE //  
OCEAN //  
PALACE //




BASE CRISTAL

# COFFEE


CRISTAL / VERRE / GLASS



COFFEE BLACK

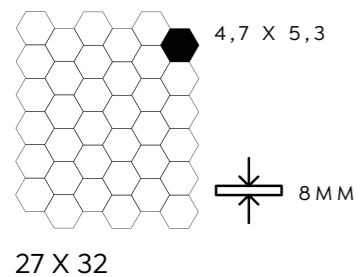


COFFEE VAINILLA

 **30 X 30**  
POR CAJA/BOX  
PZ / BOX = 8 || KGS / BOX = 13 ||



AMBIENTE COFFEE BLACK



BASE CRISTAL

# DIAMOND

CRISTAL / VERRE / GLASS

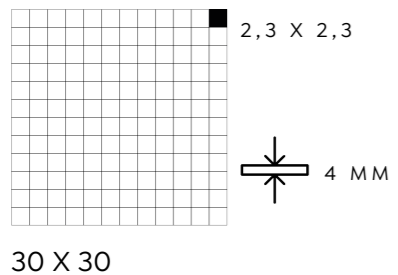


RELIEVE CARRARA

27 X 32  
 POR CAJA/BOX  
 PZ / BOX = 8 || KGS / BOX = 11 ||

AMBIENTE DIAMOND RELIEVE CARRARA







BASE CRISTAL

# ELEGANCE

CRISTAL / VERRE / GLASS



ELEGANCE ORO



ELEGANCE PLATA



**30 X 30**  
 POR CAJA/BOX  
 4 MM / PZ / BOX = 11 || KGS / BOX = 10 ||


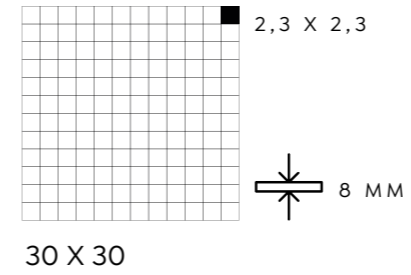


AMBIENTE ELEGANCE PLATA


BASE CRISTAL

# MURANO

CRISTAL / VERRE / GLASS




MURANO AMARILLO




MURANO AZUL




MURANO BEIGE




MURANO GALANTE




MURANO LILA




MURANO NEGRO



MURANO ROJO

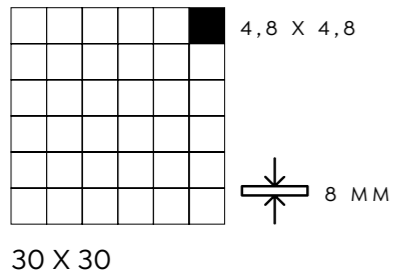


MURANO VERDE

 **30 X 30**  
 POR CAJA/BOX  
 PZ / BOX = 8 || KGS / BOX = 12,5 ||




ZOOM MURANO VERDE



BASE CRISTAL

# NIEVE

CRISTAL / VERRE / GLASS




NIEVE BRILLO - MATE




NIEVE COCINA



NIEVE FRUTAS



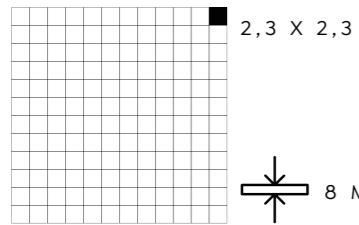
NIEVE MAR

 **30 X 30**  
POR CAJA/BOX  
PZ / BOX = 8 || KGS / BOX = 13 ||



ZOOM NIEVE COCINA

AMBIENTE NIEVE BRILLO-MATE



30 X 30


BASE CRISTAL

# OCEAN

CRISTAL / VERRE / GLASS



OCEAN CELESTE

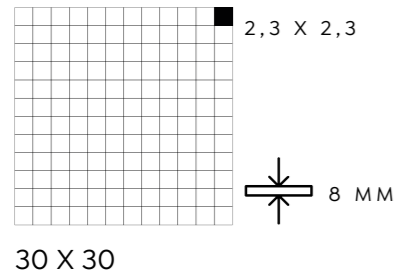
 **30 X 30**  
 POR CAJA/BOX  
 PZ / BOX = 8 || KGS / BOX = 13 ||



AMBIENTE OCEAN CELESTE

ZOOM OCEAN CELESTE





BASE CRISTAL

# PALACE

CRISTAL / VERRE / GLASS



PALACE CHESS




PALACE ORO



PALACE PLATA

30 X 30  
 POR CAJA/BOX  
 PZ / BOX = 8 || KGS / BOX = 13 ||



ZOOM PALACE ORO

# BASES NATURALES



Dado que los productos son naturales, puede haber diferencias de colores de una producción a otra y con las imágenes.

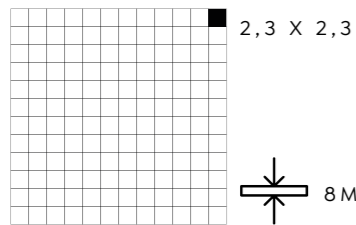


Comme les produits sont naturels, il peut y avoir des différences de bain entre productions et avec les images.



As natural products, there may be variations in colours and shades between productions and with the pictures.

BAMBOO //  
BLACKSTONE //  
GREYSTONE //  
ROCAMAR //  
ROCAPLANA / RIVIERA //  
SLATE //  
TRAVERTINO //  
TRVERTINO CARAMEL //  
URALES //




30 X 30



BASES NATURALES

# BAMBOO


CRISTAL - MADERA - PIZARRA / VERRE - BOIS - ARDOISE / GLASS - WOOD - SLATE



BAMBOO CREMA



BAMBOO MULTICOLOR




BAMBOO NEGRO



30 X 30

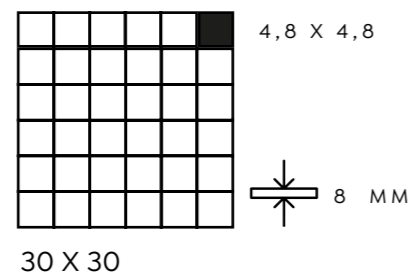
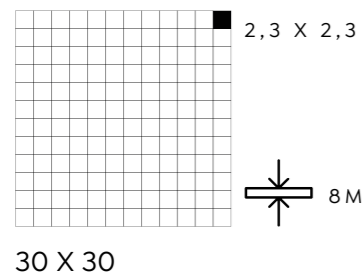
POR CAJA/BOX

PZ / BOX = 8 || KGS / BOX = 12 ||



ZOOM BAMBOO NEGRO


AMBIENTE BAMBOO NEGRO



BASES NATURALES

# BLACKSTONE

PIEDRA / PIERRE / STONE



BLACKSTONE 2,3



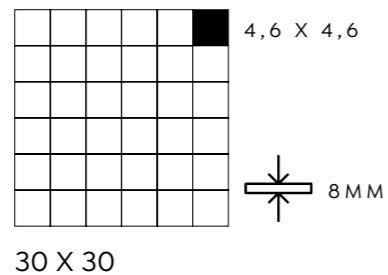
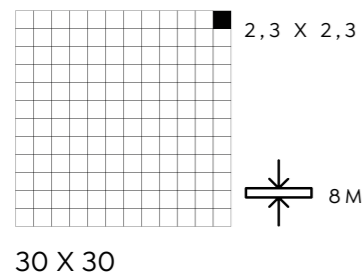
BLACKSTONE 4,8



30 X 30  
POR CAJA/BOX  
PZ / BOX = 8 || KGS / BOX = 12 ||



AMBIENTE BLACKSTONE 2,3 + 4,8



BASES NATURALES

# GREYSTONE E


PIEDRA / PIERRE / STONE



GREYSTONE 2,3

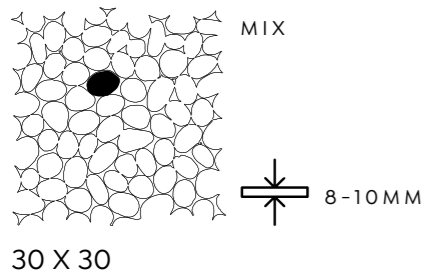


GREYSTONE 4,8

 **30 X 30**  
 POR CAJA/BOX  
 PZ / BOX = 8 || KGS / BOX = 12 ||



AMBIENTE GREYSTONE 2,3 + 4,8  
 +  
 BETON GREY 58,5 X 58,5



BASES NATURALES

# ROCAMAR

PIEDRA / PIERRE / STONE



ROCAMAR BLANCO




ROCAMAR GRIS




ROCAMAR ROSA



ROCAMAR VERDE OSCURO

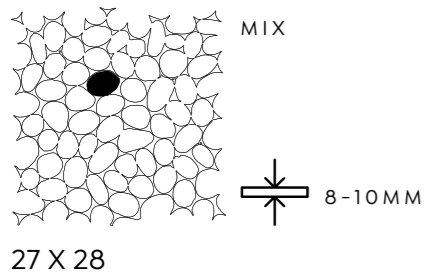
 **30 X 30**  
POR CAJA/BOX  
PZ / BOX = 7 || KGS / BOX = 13 ||

AMBIENTE ROCAMAR VERDE OSCURO



B A S E S N A T U R A L E S

B A S E S N A T U R A L E S



BASES NATURALES

# ROCAPLANA RIVIERA

PIEDRA / PIERRE / STONE



RIVIERA GRIS



ROCAPLANA MARFIL



ROCAPLANA NEGRO



ROCAPLANA ONYX




ROCAPLANA ROJO-CREMA



ROCAPLANA ZEBRA

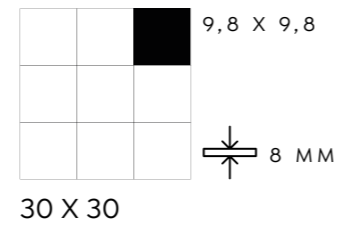
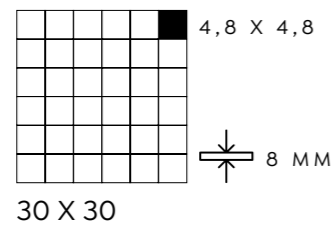
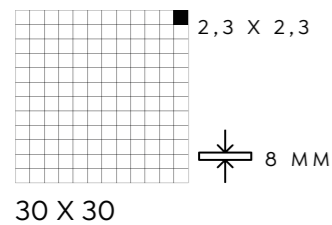
30 X 30  
 POR CAJA/BOX  
 PZ / BOX = 8 || KGS / BOX = 13 ||



AMBIENTE ROCAPLANA ROJO - CREMA

BASES NATURALES

BASES NATURALES



BASES NATURALES

# SLATE


PIEDRA / PIERRE / STONE



NUEVA DELHI CREMA




NUEVA DELHI MULTICOLOR




NUEVA DELHI NEGRO



CALCUTA CREMA



CALCUTA MULTICOLOR



CALCUTA NEGRO




MADRAS CREMA




MADRAS MULTICOLOR



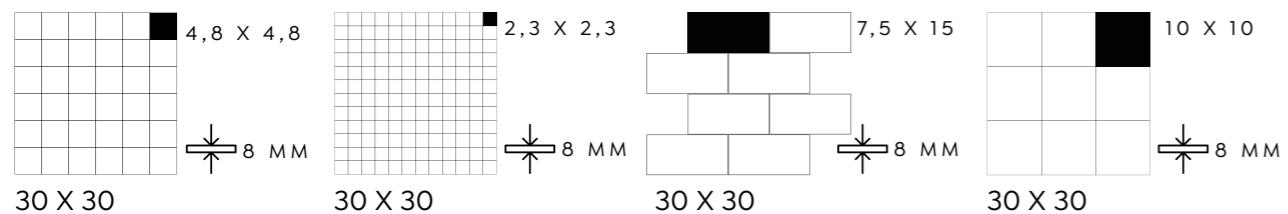
MADRAS NEGRO



ZOOM SLATE CALCUTA CREMA

 **30 X 30**  
POR CAJA/BOX  
PZ / BOX = 8 || KGS / BOX = 15 ||





BASES NATURALES

# TRAVERTINO

PIEDRA / PIERRE / STONE



TRAVERTINO 4,8



TRAVERTINO 2,3




TRAVERTINO 7,5 x 15



TRAVERTINO 10 x 10

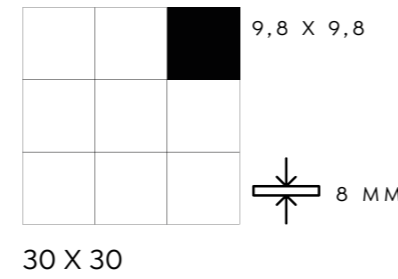
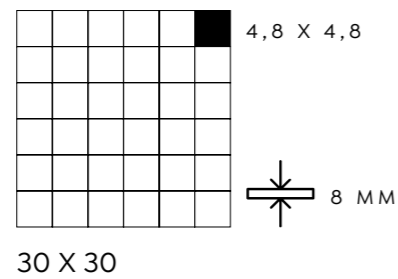
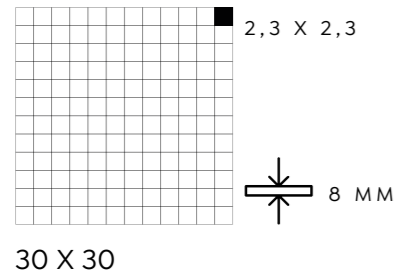
**30 X 30**  
 POR CAJA/BOX  
 PZ / BOX = 8 || KGS / BOX = 17 ||



AMBIENTE TRAVERTINO 4 8 + 2,3



AMBIENTE TRAVERTINO 7,5 x 15



BASES NATURALES

# TRAVERTINO CAMEL

PIEDRA / PIERRE / STONE



TRAVERTINO CAMEL 2,3




TRAVERTINO CAMEL 4,8



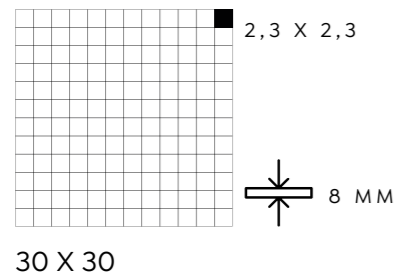
TRAVERTINO CAMEL 9,8



**30 X 30**  
 POR CAJA/BOX  
 PZ / BOX = 8 || KGS / BOX = 8 ||



AMBIENTE TRAVERTINO CAMEL



BASES NATURALES

# URALES


GRANITO - CRISTAL / GRANIT - VERRE / GRANITE - GLASS



URALES ROSA




URALES GRIS



URALES NEGRO

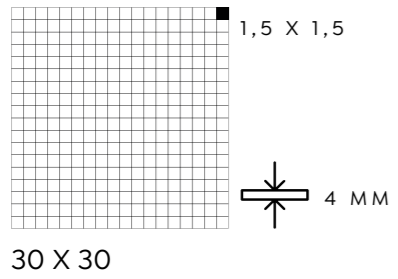
**30 X 30**  
 POR CAJA/BOX  
 PZ / BOX = 7 || KGS / BOX = 12 ||



AMBIENTE + ZOOM URALES ROSA

# BASES MIX

IRIS //  
LUXOR / OSAKA //  
VENUS //  
WYNN //



BASE MIX

# IRIS

CRISTAL - MÁRMOL / VERRE - MARBLE / GLASS - MARBLE




IRIS BEIGE



IRIS MARRÓN

**30 X 30**  
POR CAJA/BOX

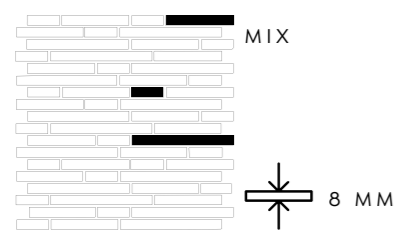
ESP / BOX = 4 MM || PZ / BOX = 11 || KGS / BOX = 8 ||



AMBIENTE IRIS MARRÓN

B A S E M I X

B A S E M I X



30 X 30

BASE MIX

# LUXOR OSAKA

CRISTAL - METAL - MÁRMOL / VERRE - METAL - MARBRE / GLASS - METAL - MARBLE



OSAKA GRIS



OSAKA NEGRO



LUXOR BLACK

**OSAKA**

**30 X 30**



POR CAJA/BOX

PZ / BOX = 8 || KGS / BOX = 13 ||


**LUXOR**

**30 X 30**



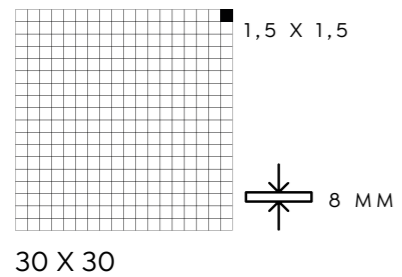
POR CAJA/BOX

PZ / BOX = 8 || KGS / BOX = 11 ||



ZOOM OSAKA GRIS

AMBIENTE OSAKA NEGRO



BASES MIX

# VENUS


CRISTAL - MÁRMOL / VERRE - MARBLE / GLASS - MARBLE




VENUS NEGRO




VENUS ROJO




VENUS SILVER

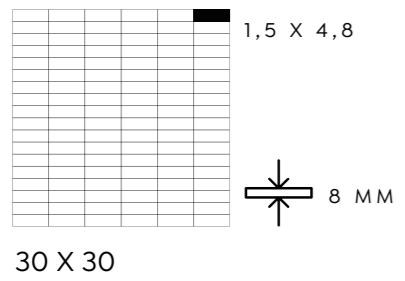


VENUS TEJA

 **30 X 30**  
 POR CAJA/BOX  
 PZ / BOX = 8 || KGS / BOX = 13 ||



ZOOM VENUS SILVER



BASES MIX

# W Y N N


CRISTAL - MÁRMOL / VERRE - MARBLE / GLASS - MARBLE




WYNN GREY



WYNN SAND

 **30 X 30**  
 POR CAJA/BOX  
 PZ / BOX = 8 || KGS / BOX = 12 ||



ZOOM WYNN SAND

B A S E M I X

B A S E M I X



# COMPLEMENTOS

DESAGÜES //  
GAMA CERÁMICA //  
VIERTEAGUAS // //

GAMA LEDS //

GAMA ALUMINIO //  
INGLETES // //  
PERFILES // //  
JUNTAS // //  
NIVEL // //  
PELDAÑOS // //

GAMA PVC //  
INGLETES // //  
JUNTAS // //

COMPLEMENTOS

# DESAGÜES



CUADRADO SOL  
150x150 MM



CUADRADO LÍNEAS  
150x150 MM



CUADRADO OLAS  
150x150 MM



CANALETA PUNTOS  
600-700-800 MM



CANALETA LÍNEAS  
600-700-800 MM



CANALETA OLAS  
600-700-800 MM




AMBIENTE CANALETA PUNTOS + ANATOLIA GREY



AMBIENTE CANALETA CUADRADO LINEAS + BIELSA GREY

GAMA CERÁMICA

# VIERTEAGUAS



AZUL  
14 X 28 MM



BLANCO  
14 X 28 CM



CARAMELO  
14 X 28 MM



CUERO  
14 X 28 MM



VERDE  
14 X 28 CM



AZUL  
28 X 14 MM



BLANCO  
28 X 14 MM



CARAMELO  
28 X 14 MM



CUERO  
28 X 14 MM



VERDE  
28 X 14 MM



L 2,5 M  
POR CAJA/BOX  
PZ / BOX = 20 || KGS / BOX = 10 ||



AMBIENTE VIERTAGUAS AZUL



AMBIENTE VIERTAGUAS CUERO

GAMA LED

# LED S

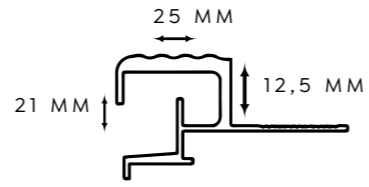
PELDAÑO INTERIOR LED



NEGRO  
21 X 25 MM



PLATA  
21 X 25 MM



LONGITUD 2,5 M



L 2,5 M  
POR CAJA/BOX  
PZ / BOX = 20 || KGS / BOX = 10 ||



AMBIENTE PELDAÑO INTERIOR LED PLATA

GAMA ALUMINIO

# INGLETES



LACADO BLANCO  
10,5 MM



ORO BRILLO  
10,5 MM



ORO MATE  
10,5 MM



PLATA BRILLO  
10,5 MM



PLATA MATE  
10,5 MM




PLATA LIJA  
10,5 MM



MARFIL  
10,5 MM

LONGITUD 2,6 M


 **L 2,6 M**  
POR CAJA/BOX  
PZ / BOX = 50 || KGS / BOX = 11 ||




AMBIENTE INGLETES ALUMINIO

# PERFILES

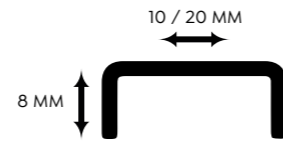
## LISTELO ACERO INOX



INOX LC 10  
10 MM  
BRILLO / LIJA / MATE



INOX LC 20  
20 MM  
BRILLO / LIJA / MATE




L 2,5 M  
POR CAJA/BOX

LC10 / PZ / BOX = 40 || KGS / BOX = 15 ||  
LC20 / PZ / BOX = 30 || KGS / BOX = 15 ||

# PERFILES

## PERFIL ALUMINIO RECTO



NEGRO MATE  
10 / 12 MM



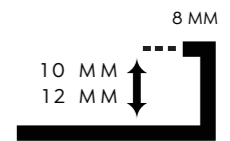
PLATA MATE  
10 / 12 MM



PLATA BRILLO  
10 / 12 MM

L 2,6 M  
POR CAJA/BOX

PZ / BOX = 50 || KGS / BOX = 10 ||



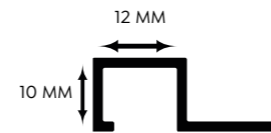
## PERFIL Y LISTELO ALUMINIO



PLATA BRILLO  
12 MM



PLATA MATE  
12 MM



L 2,6 M  
POR CAJA/BOX

PZ / BOX = 50 || KGS / BOX = 12 ||

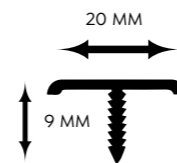
## LISTELO ALUMINIO T



PLATA BRILLO



PLATA MATE



L 2,5 M  
POR CAJA/BOX

PZ / BOX = 50 || KGS / BOX = 10 ||



AMBIENTE INOX LC 10

GAMA ALUMINIO

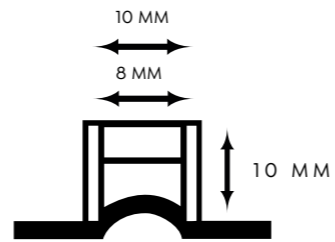
# JUNTAS



**JUNTA DE DILATACIÓN ALUMINIO**

GRIS / NEGRO

10 MM



L 2,5 M

POR CAJA/BOX


PZ / BOX = 25 || KGS / BOX = 10 ||



AMBIENTE JUNTA DE DILATACIÓN ALUMINIO

GAMA ALUMINIO

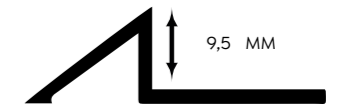
# NIVEL



**NIVEL ALUMINIO**

PLATA MATE

9,5 MM



L 2,5 M

POR CAJA/BOX

PZ / BOX = 50 || KGS / BOX = 22 ||



AMBIENTE NIVEL ALUMINIO PLATA MATE

GAMA ALUMINIO

# PELDAÑOS

## PELDAÑO INTERIOR



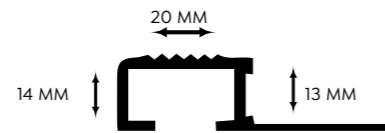
INOX LIJA  
20 X 13 MM



PLATA MATE  
20 X 13 MM



NEGRO  
20 X 13 MM




L 2,5 M  
POR CAJA/BOX  
PZ / BOX = 25 || KGS / BOX = 10 ||

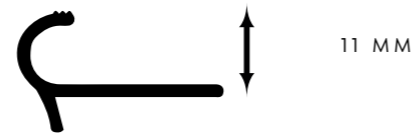


AMBIENTE PELDAÑO INTERIOR

## PELDAÑO DECORATIVO



PLATA MATE  
2,5 MM




L 2,5 M  
POR CAJA/BOX  
PZ / BOX = 20 || KGS / BOX = 8 ||

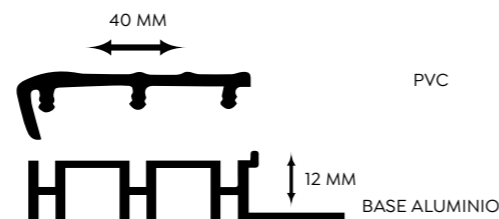


AMBIENTE PELDAÑO DECORATIVO

## PELDAÑO DESMONTABLE



GRIS / NEGRO / BEIGE  
12 MM



PVC  
L 2,5 M  
POR CAJA/BOX  
PZ / BOX = 20 || KGS / BOX = 20 ||




GAMA PVC


# INGLETES




BEIGE CLARO  
8,5 MM



BEIGE OSCURO  
8,5 MM



BLANCO  
6,5 / 8,5 / 10,5 / 12,5 MM




GRIS CLARO  
8,5 / 10,5 MM



GRIS OSCURO  
8,5 / 10,5 MM



NEGRO  
8,5 / 10,5 MM



COLOR EXTRA1  
8,5 / 10,5 MM

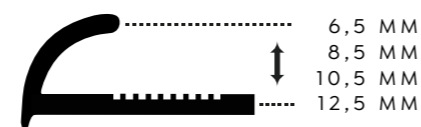


COLOR EXTRA1  
8,5 / 10,5 MM



COLOR EXTRA1  
8,5 / 10,5 MM

LONGITUD 2,6 M



AMBIENTE INGLETE PVC NEGRO

 **L 2,6 M**  
POR CAJA/BOX

**PIEZA 6,5 MM**  
PZ / BOX = 100 || KGS / BOX = 18 ||

**PIEZA 8,5 MM**  
PZ / BOX = 100 || KGS / BOX = 20 ||

**PIEZA 10,5 MM**  
PZ / BOX = 100 || KGS / BOX = 22 ||

**PIEZA 12,5 MM**  
PZ / BOX = 100 || KGS / BOX = 24 ||

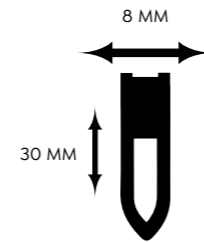
GAMA PVC

# JUNTAS

## JUNTA DE DILATACIÓN PVC R-30



BEIGE / GRIS / NEGRO



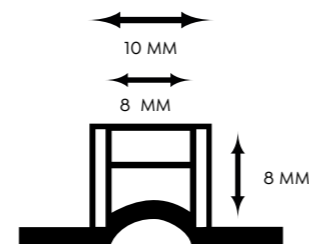
 L 2,5 M  
POR CAJA/BOX

PZ / BOX = 50 || KGS / BOX = 20 ||

## JUNTA DE DILATACIÓN PVC R-10



BEIGE / GRIS / NEGRO



 L 2,5 M  
POR CAJA/BOX

PZ / BOX = 100 || KGS / BOX = 20 ||



AMBIENTE JUNTA DE DILATACIÓN PVC R-30 BIEGE

## INSTRUCCIONES DE COLOCACIÓN



Se aconseja que la instalación sea realizada por un profesional cualificado. Las superficies sobre las que se va a colocar el material deben ser lisas, consistentes y debiendo estar limpias y secas.

**COLOCACION:** Antes de empezar la colocación, se aconseja que las mallas que tengan componentes en piedras naturales se traten con un producto protector que selle los poros de las mismas (evitando que penetre en las juntas). Recomendamos el uso de PROTECTOR o TAPAPOROS TEMPORAL. Consulte con su proveedor habitual o bien con un profesional cualificado.

Para la correcta colocación del mosaico, recomendamos el uso de un cemento cola C2, de color blanco (para evitar el cambio de tonalidad de los cristales). Consulte con su proveedor habitual o bien con un profesional cualificado.

Extender una capa fina sobre la superficie donde se vaya a colocar la pieza, con una llana de 3mm. Tras colocar la placa se debe presionar en toda su superficie con una llana de goma para obtener una correcta adhesión y eliminar los posibles huecos sin adhesivo.

Debe asegurarse de que la distancia entre las placas sea la misma que entre cada una de las piezas que componen las mallas, con el fin de que la colocación resulte homogénea a nivel de juntas.

**REJUNTADO:** Se recomienda el uso de material de rejuntado cementoso mejorado CG2. Consulte con su proveedor habitual o bien con un profesional cualificado.

Extender con una llana de goma rellenando bien las juntas en toda su profundidad y con la misma llana se eliminara el exceso de material. Tras el rejunte, antes de que fragüe, hay que quitar los restos con una esponja o un trapo limpios. Se aconseja realizar una prueba de rejunte en una placa antes de continuar con el resto.

**LIMPIEZA:** Para la limpieza utilice siempre jabones con Ph Neutro y posteriormente secar con bayeta limpia y suave para evitar rayas. La utilización de detergentes ácidos, abrasivos y/o antical puede causar daños irreparables en las piezas.

**NOTA INFORMATIVA:** La instalación de los mosaicos requiere seguir cuidadosamente las instrucciones de colocación. Se aconseja la realización de un test de los productos a usar sobre una pequeña zona del mosaico, antes de la colocación, ya que es posible que algunos productos químicos agresivos dañen las piezas. La empresa no se hace responsable de los daños causados si no se realiza dicho test apropiadamente.

Los diferentes elementos que componen los mosaicos son principalmente productos naturales elaborados manualmente, por lo que pueden existir diferentes tonalidades, texturas y calibres, debido a ello la empresa no aceptará reclamaciones por tales características.

## CONSEILS DE POSE



Nous conseillons que la pose soit effectuée par un professionnel qualifié. Les surfaces où on va effectuer la pose doivent être lisses, consistantes, sèches et propres.

**POSE:** Avant la pose, nous conseillons que les mosaïques composées de pierres naturelles soient traitées avec un imperméabilisant protecteur antitaches. Consulter votre fournisseur habituel ou un professionnel qualifié.

Pour une pose correcte de la mosaïque, nous conseillons d'employer un ciment colle C2 blanc (afin d'éviter tout changement de nuance des pièces en verre). Consulter votre fournisseur habituel ou un professionnel qualifié.

Étaler une couche fine sur la surface à carreler avec une taloche (minimum 3mm). Après avoir posé la pièce, il faut comprimer sur toute la surface avec une taloche en caoutchouc pour obtenir une correcte adhérence et éliminer les cavités sans adhésif.

Afin que la pose soit homogène, il est important de s'assurer que l'écart entre les plaques de mosaïques soit le même que l'écart entre les pièces.

**JOINTOIEMENT:** Nous recommandons d'employer un Produit CG2, à base de ciment d'haute résistance et granulats très fins. Consulter votre fournisseur habituel ou un professionnel qualifié. Avec une taloche en caoutchouc, bien étaler, en remplissant complètement tous les joints. Ensuite, on va utiliser la même taloche pour éliminer les excédents. Après le jointoiment, avant que la colle ne durcisse, il faut éliminer les restes avec une éponge ou un chiffon propre. Il est conseillé de réaliser un test de pose sur une plaque mosaïque avant de continuer le processus.

**NETTOYAGE:** Pour le nettoyage il est recommandé l'emploi de savons pH neutre et après sécher avec un chiffon propre et doux afin d'éviter les rayures. L'emploi de détergents acides, abrasifs et/ou anti-chaux, peut provoquer des dommages sur les pièces.

**POUR INFORMATION:** L'installation des mosaïques demande de suivre scrupuleusement les conseils de pose. On vous conseille, avant la pose, de réaliser un test des produits que vous allez utiliser sur une petite surface de la mosaïque car il est possible qu'il y ait quelques produits chimiques agressifs qui peuvent détériorer la maille. La société décline toute responsabilité pour les dommages causés si le test n'est pas effectué correctement avant.

Les différents éléments qui composent la mosaïque sont principalement des produits naturels faits main donc il peut y avoir différentes tonalités, textures et calibres, pour toutes ces raisons la société n'acceptera pas de réclamations.

## INSTALLATION INSTRUCTIONS



We recommend the whole installation be performed by a qualified professional installer. The surfaces where the material will be fixed must be levelled, hard, clean and dry.

**INSTALLATION:** Before starting the installation, we recommend that mosaics with natural stone chips be treated with a protective product in order to sealing the pores, ( Avoiding getting into the joints). We recommend using a temporary pore sealer. Consult your regular supplier or a qualified professional.

For the correct mosaics installation, we recommend using concrete glue C2 in white colour ( to reduce shade variations in glass). Consult your regular supplier or a qualified professional.

Spread a thin adhesive layer on the surface where the pieces are going to be installed by using a 3mm(minimum) trowel. Once the piece is placed, press the surface with a rubber trowel to obtain the correct adhesion and eliminate the possible areas without adhesive. You have to ensure that distance between mosaic tiles is the same than between their individual components, to obtain uniform appearance.

**GROUTING:** It is recommended using an improved grouting mortar CG2. Consult your regular supplier or a qualified professional Spread the grout with a rubber trowel filling deeply the joints and use the same trowel to remove the grouting excess. After the grouting and before it gets bind, clean the grout excess with a clean sponge or cloth. It is recommended a grouting test done with a single mosaic tile before continuing with the installation.

**CLEANING:** For cleaning, always use neutral Ph soap and then dry it with a clean and soft cloth to avoid scratches. Using acid, abrasive detergents or limescale cleaners may cause irreparable damages on the pieces.

**NOTE:** The mosaic application requires following meticulously the manufacturers' instructions for installation. Performing a test on a small mosaic area of the products to use, during the installation, before full treatment is recommended, due it is possible that aggressive chemical products may damage the pieces. No claim will be accepted if a test has not been made properly.

The different mosaic pieces are mainly handmade natural products, thus there may exist different thicknesses, tonalities and textures. So, no claim will be accepted due to these features.

## ИНСТРУКЦИЯ ПО ВЫКЛЕЙКЕ



Рекомендуется производить выклейку силами квалифицированного персонала. Поверхность, на которую будет производиться выклейка материала, должна быть гладкой, однородной, чистой и сухой.

**РАЗМЕЩЕНИЕ:** Перед началом установки сетки с натуральным камнем рекомендуется обработать защитным свойством – герметиком, которое закроет поры (избегая попадания на стыки). Проконсультируйтесь у своего постоянного поставщика или у профессионала.

Для правильной выклейки мозаики рекомендуется клей-цемент С2 белого цвета, чтобы избежать окраски мозаики. Проконсультируйтесь у своего постоянного поставщика или у профессионала.

Нанесите на поверхность, на которую будет выклеиваться плитка, тонкий слой толщиной 3 мм. После выкладки придавить плитку по всей поверхности с помощью резинового шпателя для надежной фиксации и устранить любые зазоры без клея. Убедитесь, что расстояние между сетками такое же, как между каждым из компонентов сеток, чтобы выклейка получилась равномерной.

**Затирка швов:** рекомендуется цементный затирочный раствор класса CG2. Проконсультируйтесь у своего постоянного поставщика или у профессионала. Распределите с помощью резинового шпателя, заполнив на всю глубину и с помощью того же шпателя удалите излишки продукта. После затирки, до того, как затирка зацементируется, удалите излишки с помощью губки или чистой тряпки. Рекомендуется выполнить тестовую затирку на отдельном участке, прежде чем продолжить работу по всей площади.

**Чистка:** Для очистки всегда используйте моющее средство с нейтральным Ph, а затем насухо вытирайте чистой и мягкой тканью, чтобы избежать царапин. Использование моющих средств, содержащих кислот, абразивных и/или от защиты от накипи может привести к необратимому повреждению плитки.

**Замечание:** Установка плитки требует тщательно следовать инструкциям по установке. Проведение испытания продукции для использования на небольшом участке перед укладкой мозаики рекомендуется, так как возможно, что некоторые из агрессивных химикатов повреждения деталей. Компания не несет ответственности за ущерб, причиненный при выполнении правильно.


Различные элементы мозаики, в основном, натуральные продукты, сделанные от руки, так что может быть разных цветов, текстур и размеров, из-за этого компания не будет принимать претензии по таким характеристикам.

## EMBALAJE/EMBALLAGE/PACKAGING

**ES:** Todos nuestros mosaicos se suministran embalados individualmente sobre soporte rígido y plastificado, con el correspondiente código de barras.

**FR:** Les plaques de mosaïques sont livrées sous emballage individuel, sur support rigide et plastifié, avec le code barre correspondant à chaque modèle.

**EN:** Supplied mosaics are packaged individually, wrapped on a rigid base, with the corresponding barcode.



## RELACIÓN DE ICONOGRAFÍA

BRILLO / BRILLANT / SHINE 

MATE / MAT / MATT 

ANTIDESLIZANTE / ANTIDÉRAPANT / ANTI-SLIP 

APTO PARA EXTERIOR / APTE POUR L'EXTERIEUR / SUITABLE FOR OUTDOORS 

APTO PARA PAVIMENTO / APTE POUR SOL / SUITABLE FOR FLOOR 

MEDIDA FICHA / DIMENSION DE LA PIECE / CHIP SIZE 


GROSOR DE LA PIEZA / ÉPAISSEUR DE LA PIÈCE / PART THICKNESS 

EMBALAJE / EMBALLAGE / PACKAGING 




ELEMENTOS DE PROMOCIÓN

CUÑA SOBREMESA 15




EXPOSITOR SOBREMESA 24



PANELES TÉCNICOS  
Personalización bajo pedido




EXPOSITOR VIERTEAGUAS




ELEMENTOS DE PROMOCIÓN

EXPOSITOR MOSAICO 60



EXPOSITOR MOSAICO 30



EXPOSITOR TECNIQ





*Pol. Ind. Autopista Sur, nave 32 · 12006 Castellón · España*  
*Tel. 0034 964 253 753 · Fax.0034 964 252 729 · [distrimat@distrimat.es](mailto:distrimat@distrimat.es)*

**[www.distrimat.es](http://www.distrimat.es)**